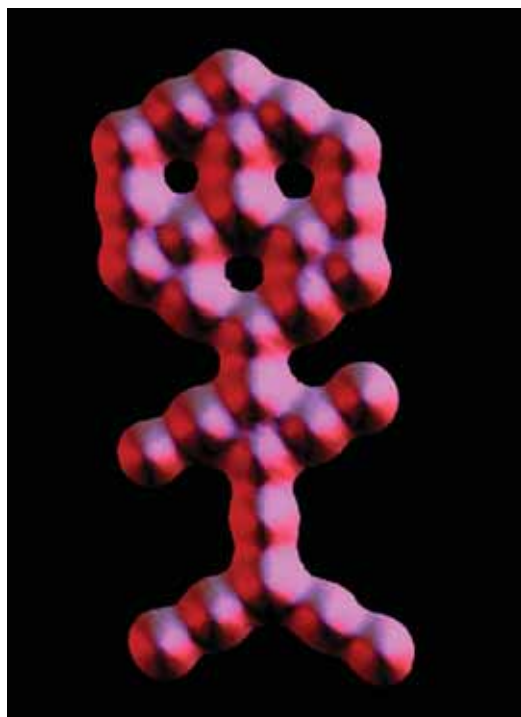


## 1.3 Atomic Theory

Atoms are composed of particles including protons, neutrons, and electrons. Atoms have a tiny, positively charged, dense nucleus made up of protons and neutrons. Surrounding the nucleus are one or more electrons. A neutral atom has the same number of electrons as protons. Electrons occupy specific energy levels in the space around the nucleus. The number of protons in an atom is called the atomic number.

### Words to Know

atom  
electron  
neutron  
nucleus  
proton  
subatomic particle



**Figure 1.12** An image of “carbon monoxide person” showing individual atoms of carbon and oxygen.

### Did You Know?

The ancient Chinese believed the world was based on five elements: earth, water, fire, metal, and wood. These elements promoted but also restrained each other. For example, water restrained fire but promoted wood. Fire promoted earth but restrained metal. In this way, the universe remained in balance.

Today, we know that everything—a breath of air, a pod of killer whales, a video game, and you—is made of huge numbers of tiny particles like those shown in Figure 1.12. But for thousands of years, people described the composition of matter in very different ways.

Greek philosophers debated 2500 years ago whether matter could be divided endlessly into smaller and smaller pieces, or whether there was a smallest piece. They called this smallest piece *atomos*, from which we get the word atom. However, Aristotle, the most respected philosopher of the day, argued against the idea that all matter is made of tiny particles called atoms. He described matter instead as being made up of different combinations of earth, air, fire, and water. Aristotle’s view was highly influential. No one seriously challenged it for the next 2000 years.

## Teacher Demonstration

In this demonstration, your teacher will put a small amount of water into an empty soft drink can and bring the water to a boil. The can will then be turned upside down in a tray of cold water.

**What to Do**

1. While the water is heating in the soft drink can, try to imagine what is happening inside the can. What would you see if the can were transparent? What is happening to individual particles of water during this process?

2. Watch as the can is inverted in the cold water. Try to think of an explanation for what is going on and discuss it with your neighbour.

**What Did You Find Out?**

1. Suggest a reason for what happened to the can. Use the particle model in your explanation.
2. Predict what would happen if the experiment were repeated using an identical can but without any water in it.

**Early Ideas about Matter**

Alchemists were researchers who worked in Europe and the Middle East during the Middle Ages (Figure 1.13). They did experiment with matter, but their main purpose was more technological than scientific. They wanted to turn common metals such as lead and mercury into gold. In pursuing that goal, they combined their investigations with mystical thinking and often worked in secret. Although they tried for more than a thousand years, they did not turn anything into gold.

By the 19th century, many people were doing experiments that led them to question the earth-air-fire-water view of matter. This was the beginning of a revolution in our understanding of matter.

**Development of the Atomic Theory**

Many men and women in different countries of the world have contributed to our understanding of atoms. The following describes several highlights of their research.

**John Dalton**

John Dalton (1766–1844) is credited with developing a theory that was a new way of describing matter. He was a British schoolteacher and a scholar. His interest in the gases that make up Earth's atmosphere led him to investigate the composition of a number of substances, such as carbon dioxide, water, and nitrogen oxide. In explaining some of his experimental results, he suggested that the particles that make up matter are like small, hard spheres that are different for different elements. He defined an atom as the smallest particle of an element (Figure 1.14 on the next page). This is the basis for what is now known as Dalton's atomic theory. His theory is summarized on the next page.



Figure 1.13 The alchemists tried to turn base metals into gold.

hydrogen atom



oxygen atom

**Figure 1.14** Dalton's model: Different elements consist of different atoms.

### Dalton's Atomic Theory

- All matter is made of small particles called atoms.
- Atoms cannot be created, destroyed, or divided into smaller particles.
- All atoms of the same element are identical in mass and size, but they are different in mass and size from the atoms of other elements.
- Compounds are created when atoms of different elements link together in definite proportions.

According to Dalton's theory, the atoms that make up gold are different from the atoms that make up lead, and atoms cannot be created or destroyed. You can use these points to explain why the alchemists were unable to change lead into gold (Figure 1.15).




**Figure 1.15** Lead (A) cannot be turned into gold (B) because lead atoms cannot change into gold atoms.

### J. J. Thomson

Joseph John Thomson (1856–1940) was a British physicist who studied electric currents in gas discharge tubes, which are related to today's fluorescent lights. He determined in 1897 that the currents were streams of negatively charged particles, later called **electrons**. He found that all substances used in his discharge tubes produced these particles. From the results of his experiments, he reasoned that all atoms must therefore contain such particles. In other words, he was hypothesizing that atoms are made up of much smaller particles. This was a startling proposal, since most scientists at the time thought that atoms were indivisible.

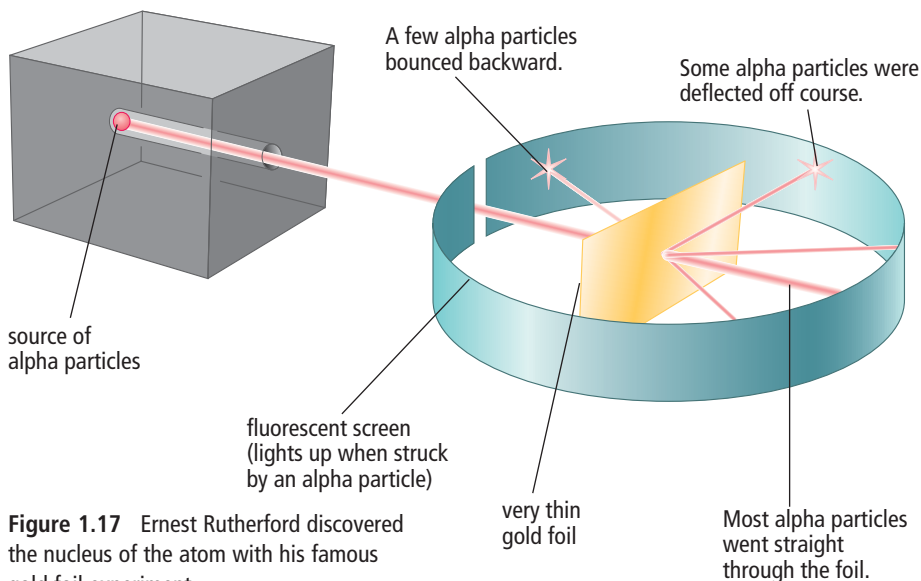
Thomson proposed a “raisin bun” model of the atom. His model pictured a positively charged ball like a bun with negatively charged particles embedded in it like raisins (Figure 1.16). His model was short-lived, however. Experiments by his student Ernest Rutherford soon pointed to a more accurate picture of the particles of an atom.



**Figure 1.16** Thomson's model: Atoms have smaller particles called electrons.

## Ernest Rutherford

Ernest Rutherford (1871–1937) was a scientist from New Zealand who worked for a while at McGill University in Montreal. In 1909 he designed an experiment to probe inside atoms. He exposed a very thin sheet of gold to a stream of high speed, heavy particles that had a positive charge, called alpha particles. The alpha particles were like tiny bullets. Rutherford wanted to see what would happen to alpha particles when they made contact with the gold atoms. He put a detector screen around the gold foil; an alpha particle became visible whenever it struck the screen. Figure 1.17 shows the set-up for this experiment.



**Figure 1.17** Ernest Rutherford discovered the nucleus of the atom with his famous gold foil experiment.

Rutherford's results indicated that most of the alpha particles went right through the gold atoms without being affected. He had expected this, because he knew there must be relatively large space within atoms. However, he was astonished to see that a few alpha particles rebounded from the foil much as a ball rebounds from a solid wall. Rutherford had discovered the **nucleus**—the tiny, dense, positively charged centre of the atom. This was a tremendously important discovery. Rutherford had allowed us to peer inside the nucleus for the first time. A decade later, he also established that there must be at least two kinds of particles inside the nucleus of an atom. One particle, later called a **proton**, had a positive electric charge, and the other particle, called a **neutron**, had no electric charge (Figure 1.18).

## Word Connect

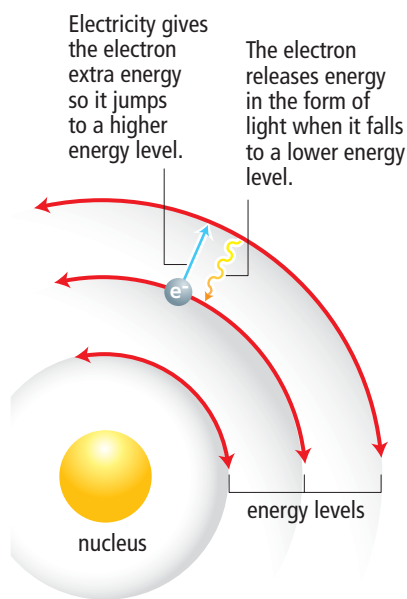
"Alpha" is the first letter of the Greek alphabet. Rutherford chose the name alpha particle because he was naming the first radioactive rays he discovered in uranium radiation.



**Figure 1.18** Rutherford's model: Electrons move about a nucleus.

## Niels Bohr

Niels Bohr (1885–1962), a Danish physicist working under Rutherford, studied the regions surrounding the nucleus, which were now known to contain negatively charged electrons. Bohr studied the results of experiments on the light released by gaseous samples of atoms, such as those of hydrogen. In the experiments, the gases had been made to glow by passing an electric current through them. He proposed that electrons surround the nucleus in specific energy "levels" or "shells." This meant that each electron has a particular amount of energy.



**Figure 1.19** Bohr's model: Electrons have different amounts of energy.

If you have ever seen a neon light, you have seen the effect of electrons jumping from one energy level to another (Figure 1.19). When electricity is added to the neon gas, the electrons in the neon atoms gain extra energy. They jump from low to high energy levels. When the electrons drop to lower energy levels, they release energy in the form of visible light. This light is evidence that the electrons exist in specific energy levels and can jump back and forth between them.

## Inside the Atom

An **atom** is the smallest particle of an element that retains the properties of the element. We now know that atoms are not the smallest, or most basic, particles. All atoms are made up of three kinds of smaller particles called **subatomic particles** (“sub-” means below). They are called protons, neutrons, and electrons. Each has its own set of properties. All three particles have mass, but only protons and electrons have an electric charge. Neutrons have no electric charge at all.

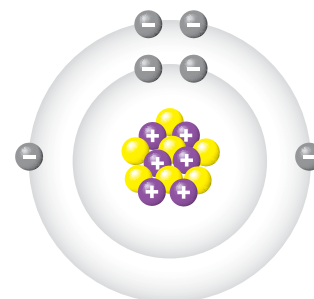
## Mass

Protons and neutrons have much more mass than electrons. This means that when you lift up a large rock, it is the protons and neutrons in the rock that weigh it down. While protons and neutrons have about the same mass as each other, they have about 1800 times more mass than an electron.

## Electric charge

Electric charge comes in two types: positive and negative. Protons have a positive charge, and electrons have a negative charge. Because negative and positive charges attract each other, protons (positive) and electrons (negative) are attracted together. Each proton counts as +1, and each electron counts as -1. All atoms have an equal number of protons and electrons. This means that the charges add up to zero, making the atom uncharged or neutral.

Figure 1.20 shows the structure of one type of atom. Table 1.2 lists the three subatomic particles and some of their properties.



**Figure 1.20** Structure of a carbon-13 atom

### Connection

Section 7.1 has more information about electric charge in atoms.

**Table 1.2** Subatomic Particles

Name	Symbol	Relative Mass	Electric Charge	Location in the Atom
Proton	p	1836	+	Nucleus
Neutron	n	1837	0	Nucleus
Electron	e	1	-	Surrounding the nucleus

## The nucleus

The nucleus is a tiny region at the centre of the atom.

- It would take 10 000 nuclei lined up side by side to stretch across the diameter of a typical atom.
- The nucleus always has a positive charge because of its protons. For any atom more complicated than hydrogen, the nucleus must also contain neutrons. Hydrogen is the only element that has a single proton as its nucleus and a nuclear charge of +1 (Figure 1.21). Neutrons have no charge, so the nucleus of a nitrogen atom, with seven protons, has a charge of +7. A nucleus with 92 protons (as in uranium) has a charge of +92.
- Protons and neutrons are held in the nucleus and cannot normally enter or leave it.

## Electrons

Electrons occupy special regions called energy levels, or shells, which surround the nucleus.

- The region that electrons occupy accounts for well over 99.99 percent of the volume of an atom. If a nucleus were the size of a hockey puck sitting at centre ice, the whole atom would include the entire ice sheet, the spectator seats, the building, and the parking lot surrounding it.
- Each electron occupies one whole energy level at a time. An electron is not like a fast-moving particle racing around the nucleus. It is more like a spread-out negative charge that exists in the whole region all at once.

## Reading Check

1. What was the main goal of the alchemists?
2. What was the difference between Dalton's model of the atom and Thomson's model?
3. What did Rutherford discover in his gold foil experiment?
4. What was the difference between Thomson's model of the atom and Rutherford's model?
5. What did Bohr discover about how electrons are arranged in atoms?
6. What type of charge does the nucleus have?
7. What type of charge do electrons have?

### Suggested Activity

Conduct an Investigation 1-3C on page 35

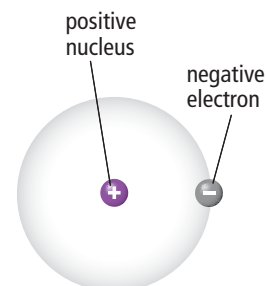


Figure 1.21 Structure of a hydrogen atom

## Explore More

Ernest Rutherford was a student of J. J. Thomson. Niels Bohr was a student of Ernest Rutherford. Each man replaced his teacher's model of the atom with a more refined model. All three received Nobel Prizes for their contributions to science. Find out more about these and other researchers at [www.bcsience9.ca](http://www.bcsience9.ca).

The discovery of the atom has a rich and complex history, filled with fascinating ideas, experiments, debates, and human drama. In this activity, you will research the work of some of the most brilliant scientists in history.


### What to Do

1. Select a name from the list that follows on the right.
2. Find a specific topic related to that person. It could be about an important experiment on the atom, a debate between two or more people, or a question about atoms. For example: How have the four statements in Dalton's atomic theory been revised over time? What are some contributions women scientists have made to the development of atomic theory?
3. Consult with your teacher about your topic to make sure it is appropriate.
4. Choose a format for reporting on your investigation. Here are some suggestions.
  - Write a summary of about 500 words.
  - Give a short presentation to the class, explaining what you have found.
  - Design an information poster including your own drawings or photographs with captions.
  - Hold a mock discussion in which members of the class role-play historical figures who explain their ideas.
  - Create a slide show presentation.

Aristotle	Hans Geiger
Democritus	Ernest Rutherford
Isaac Newton	Harriet Brooks
Robert Boyle	Niels Bohr
Antoine Lavoisier	Henri Becquerel
John Dalton	Marie Curie
Michael Faraday	Max Planck
Joseph Priestley	James Chadwick
Jöns Berzelius	Louis de Broglie
Joseph Louis Proust	Werner Heisenberg
Dmitri Mendeleev	Richard Feynman
William Crookes	Murray Gell-Mann
Henry Moseley	Gerd Binnig
J. J. Thomson	Heinrich Rohrer

### What Did You Find Out?

1. Post or present your information to your class.



Silicon atoms



Gerd Binnig, a German physicist, and Heinrich Rohrer, a Swiss physicist, invented the scanning tunnelling microscope, the first microscope able to capture images of individual atoms.

**SkillCheck**

- Observing
- Evaluating information
- Predicting
- Explaining systems

**Safety**

- Handle chemicals safely.
- Wash your hands thoroughly after doing this investigation.

**Materials**

- microscope slide
- microscope
- copper ribbon
- silver nitrate solution in dropper bottles

**Science Skills**

Go to Science Skill 9 for information about how to use a microscope.

It is possible to produce a sample of an element from individual atoms by growing a crystal of it. Even a metal such as silver can have crystals—the atoms simply need to be arranged in a very regular way. In this activity, you will use a dissecting microscope to observe the growth of silver crystals.

**Procedure**

How can silver be made in the lab?

**Procedure**

1. Place a slide on the microscope stage, and put a small piece of copper on the slide.
2. Focus on the piece of copper. Ensure that its image is clear and well lit.
3. Place a drop of silver nitrate solution onto the copper metal.
4. Observe as slivers of pure silver metal grow on the sides of the copper.
5. Clean up and put away the equipment you have used.

**Analyze**

1. Suggest why the slivers of silver tended to get longer rather than fatter as they grew.

**Conclude and Apply**

1. British Columbia is a major exporter of silver ores, which are chemical compounds that contain silver. How might this experiment be applied to the commercial production of silver?






# Science Watch

## Inquiring About Quarks

Nature is full of surprises. In the first half of the 20th century, the discovery of the nucleus, electrons, protons, and neutrons was followed by the discovery of hundreds of new particles. Many of these particles were predicted by scientists before they were observed. For example, one of the predictions was that every particle should have an anti-particle. That is, there should be anti-protons and anti-electrons. Scientists looked for and eventually found these particles.

A more recent discovery is the neutrino, a ghostlike particle with almost no mass that is produced in the core of the Sun. Countless numbers of neutrinos constantly fly out and pass through Earth, as well as through us, on their voyage into deep space.



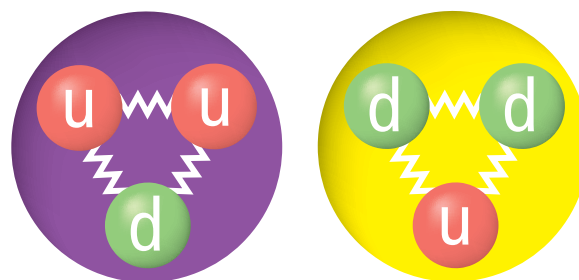
All stars produce vast numbers of tiny particles called neutrinos.

Eventually, a theory called the “standard model” was developed. This theory suggests that electrons are fundamental particles—that they are not made of combinations of anything else. However, protons and neutrons are made of even *tinier* particles called quarks.

Another type of particle that scientists have hypothesized, and are still searching for, is the quark. Have you ever heard the CBC Radio program *Quirks and Quarks* and wondered what a quark is? A quark is a

hypothesized particle that makes up protons and neutrons. Based on mathematical modelling and their understanding of physics, scientists think that in ordinary matter, there are two kinds of quarks that can combine together in groups of three to form both protons and neutrons. One kind is called an “up” quark (u) and the other is a “down” quark (d). These names do not mean anything. They are just words to help us talk about them. The word “quark” itself is borrowed from a famous book called *Finnegans Wake*, by the Irish writer James Joyce. In the story, “quark” is the sound that seagulls make.

Quarks are connected to each other by a very strong force called, yes, “the strong force.” We cannot feel the strong force in our daily lives, but it holds the three quarks together inside each proton and neutron. The strong force has the interesting and unusual property that the farther the quarks get away from each other, the stronger the force holding them together becomes.



Two u quarks and one d quark combine to make a proton.  
One u quark and two d quarks combine to make a neutron.

## Questions

1. Which subatomic particles are made up of quarks?
2. Quarks have fractional electric charge. An up quark has a charge of  $+\frac{2}{3}$ , whereas a down quark has a charge of  $-\frac{1}{3}$ . Use this idea to explain why a proton has a charge of  $+1$ , whereas a neutron has a charge of zero.
3. Explain why individual quarks are never found in isolation.

## Checking Concepts

1. Greek philosophers debated about the nature of matter. What idea did they have that we accept as true today?
2. (a) Who were the alchemists?  
(b) What was their main goal?
3. In Dalton's theory of the atom, in what ways might two atoms of gold be similar?
4. How did Dalton's model of the atom help explain how a piece of gold and a piece of lead have different properties?
5. J. J. Thomson discovered something about atoms that was unknown to Dalton. What did he discover?
6. What did Rutherford's gold foil experiment allow him to discover about the structure of atoms?
7. What are two properties that protons and electrons have in common?
8. Which two subatomic particles are nearly equal in mass?
9. Which part of an atom accounts for most of its volume?

## Understanding Key Ideas

10. (a) What did the alchemists do that was an improvement over the Greek method of finding out about matter?  
(b) What did the alchemists do that got in the way of finding out about matter?
11. What part of Dalton's theory did Thomson's studies of the atom show was incorrect?
12. How did Rutherford's gold foil experiment show that atoms have a very dense nucleus at their centre?
13. For each of the following, decide which subatomic particle best fits the description.
  - (a) has a positive charge
  - (b) is the most massive
  - (c) has a negative charge
  - (d) gives the nucleus its electric charge
  - (e) is in the region surrounding the nucleus
  - (f) has no electric charge
  - (g) has the least amount of mass
  - (h) is in the nucleus along with protons
14. Neutral atoms have no overall electric charge even though protons and electrons have an electric charge. Explain.
15. Imagine that a nucleus of an atom is the size of a baseball. If the baseball is placed on a pitcher's mound, about how large would the whole atom be?

## *Pause and Reflect*







Illustrate and explain your understanding of the current model for the atom. Be sure to include a description of the electric charges and relative masses of the proton, neutron, and electron in your explanation.

## Prepare Your Own Summary

In this chapter, you investigated how atomic theory helps to explain the composition and behaviour of matter. You also studied safety in the science classroom. Create your own summary of key ideas from this chapter. You may include graphic organizers or illustrations with your notes. (See Science Skill 12 for help with using graphic organizers.) Use the following headings to organize your notes.

1. Safety in the Science Classroom
2. The Kinetic Molecular Theory and Changes of State
3. Properties of Matter
4. Models of the Atom
5. Subatomic Particles in the Atom

## Checking Concepts

1. List the safety steps you should take in each of the following situations.
  - (a) You notice that your lab partner's clothing has caught fire.
  - (b) You splash a small amount of acid into your eye.
  - (c) The label on a container of chemicals you are using is not readable.
  - (d) You need to unplug an electrical cord.
2. Choose three safety rules. Describe what could go wrong in each case if they were not followed properly.
3. What do the letters WHMIS stand for?
4. What do each of these WHMIS symbols warn against?
  - (a) 
  - (b) 
  - (c) 
  - (d) 
5. What do each of these hazard symbols warn against?
  - (a) 
  - (b) 
6. Explain the difference between a chemical change and a physical change.
7. Explain the term "change of state."
8. What is
  - (a) the melting point of water?
  - (b) the boiling point of pure water?
9. Compare the freezing point of water with the melting point of water.
10. What is an atom?
11. Four researchers who contributed to the development of atomic theory were Dalton, Thomson, Rutherford, and Bohr. Which man first proposed each of the following ideas?
  - (a) Atoms contain electrons.
  - (b) Atoms contain a nucleus.
  - (c) All atoms of the same element are identical.
  - (d) An atom is like a raisin bun, in which electrons are the raisins.
  - (e) Electrons exist in specific energy levels.
  - (f) All matter is composed of tiny, indivisible particles.
  - (g) The light released by atoms of gases is related to the energy of electrons.
  - (h) Atoms contain subatomic particles.
  - (i) The centre of an atom is positively charged.

12. (a) Define the term “subatomic particle.”  
(b) What three subatomic particles are there in a typical atom?
13. Which two kinds of subatomic particles exist together inside a nucleus?
14. Identify the subatomic particle or particles described in each of the following.  
(a) has an electric charge  
(b) is most massive  
(c) is least massive  
(d) has no electric charge  
(e) exists in the nucleus  
(f) have nearly equal mass  
(g) give the nucleus a positive charge  
(h) exists in energy levels surrounding the nucleus  
(i) exist in equal numbers in any atom
15. In a typical atom, how does the size of the whole atom compare to the size of the nucleus?
16. Why does the nucleus of any atom have a positive charge?

## Understanding Key Ideas

17. List what you think are the five most important safety rules. Explain why you think each choice is especially important.
18. Use the particle model of matter to explain why a container that holds a gas can never be just “half full.”
19. Use the kinetic molecular theory to explain what happens when gold  
(a) melts  
(b) boils
20. Explain how Rutherford’s gold foil experiment led him to discover that there is a tiny, massive nucleus at the centre of all atoms.

### *Pause and Reflect*

In previous science courses you were taught that matter was made of tiny, indivisible particles. Describe how your understanding of matter has changed based on what you have learned in this chapter.